

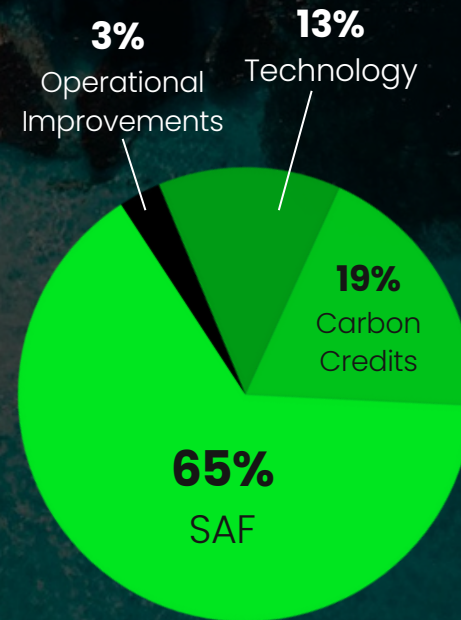


THE JET AND THE PLANET MUST THRIVE **TOGETHER**

*CorporateJetInvestor*  
EVENTS | NEWS | INSIGHT

ASIA 2025

# THE EMISSIONS IMPERATIVE FOR AVIATION



ICAO Net Zero by 2050 Pathway



Global Emissions Rising



Client & Market Pressure



Tightening Regulations



A Moment to Lead

# IS BUSINESS AVIATION **KEEPING UP** WITH COMMERCIAL?



Metric

Commercial Aviation

Business Aviation

Share of Global CO<sub>2</sub>


-2.5%

~0.04–0.06%

% Emissions Under Compliance

~80%  
(CORSIA, EU ETS, ETC.)

<10%  
(Same Markets)



# IS BUSINESS AVIATION **KEEPING UP** WITH COMMERCIAL?



Metric

---

Commercial Aviation

Business Aviation

**SAF Usage**  
(% of fuel)

~0.3% (2024)

<0.05%  
(est.)

**Offset Usage**  
(Voluntary)

~30–40  
airlines with programs

~10–15% of flights  
(est.)

LUXURY IS EVOLVING  
**SUSTAINABILITY** IS PART OF  
THE NEW SPEC SHEET



PATEK PHILIPPE  
GENEVE

LVMH



BENTLEY

# IS SAF **DEMAND** SLIPPING?

Demand from operators is there — especially those flying in/out of Europe, but some challenges remain:

- Logistics and uplift access (Asia especially)
- High price premiums (3–5x fossil Jet-A)
- Lack of Book & Claim confidence outside Europe

# BUSINESS AVIATION IS **NOT PRIORITISED**, DUE TO LIMITED SAF POTENTIAL



Even if accounted for *RefueLEU* usage in 2025, the percentage share of Business Aviation is likely to remain **below 0.1%**

# THERE IS AN **APPETITE GAP** BETWEEN ASIA AND THE REST OF THE WORLD



Asia has **fewer SAF commitments** from airlines, so total SAF demand is lower.



No regional **SAF mandates** yet in Asia



Very **limited SAF supply** points in Asia.



In Asia, public pressure is more muted, and climate awareness **varies by country**

BUSINESS AVIATION IS NOT AT  
THE LEVEL OF COMMERCIAL


**IT'S CATCHING  
UP FASTER THAN  
MOST PEOPLE  
THINK.**



Demand for sustainability is growing



With fewer mandates and limited SAF access, **first movers** will lead the narrative



Forward-looking operators are adding **emissions data and SAF options** to charter quotes

An aerial photograph of a tropical coastline. The left side shows clear, turquoise water with some rocky outcrops. A narrow, sandy beach runs along the coast, bordered by a dense, lush green forest. The overall scene is serene and scenic.

IS THERE AN **OPPORTUNITY** FOR ASIAN  
BUSINESS JET OPERATORS?

# BIZAV CAN DRIVE **SUSTAINABILITY**

Bundle  
**sustainability**  
into the client  
experience

Standardize  
**emissions** in  
quoting & trip  
planning

Centralize  
**operations** for  
traceability  
& ease



# What is **azzera** ?


By providing automated solutions, expert guidance, and accessible resources, Azzera's mission is to **catalyze sustainable action.**



Emissions  
Compliance  
Software



Sustainable  
Aviation  
Fuel



Operational  
Carbon  
Accounting



Carbon  
Credit  
Marketplace

OUR SOLUTION SOLVES  
AVIATION'S NET  
ZERO CHALLENGES  
ON A SINGLE PLATFORM



We call it Azzera CELESTE

## Choose how to calculate your emissions

Choose from one of our calculation methods below



### Airport pairs

Tell us which airports the flight departed from and arrived at



### Number of hours

Tell us how many flight hours took place



### Fuel Burn

Tell us how much fuel was burned during the flight



### Tonnes of Emission

Tell us how much tonnes of emission were emitted

Next

STEP 1  
Measure




STEP 2  
Mitigate

5%


SINGAPORE

SAF



NIGERIA


Cookstoves



3%

CANADA


Forestry



52%

Solar Power

INDIA



# ANTICIPATE COMPLIANCE COST

Use CELESTE for traceability & ease



Compliance dashboard WITH forecasting



# ASIA HAS THE POTENTIAL TO BE A **FIRST-MOVER MARKET.**

The market is **shifting.**

The solutions **are already here.**

The cost of waiting is higher than **starting now.**

Business Aviation and Luxury **can coexist.**





[azzera.com](http://azzera.com)